

Assembly Instructions

Umbrella Stand

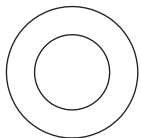
- Before you begin to assemble your new piece of furniture, please check to ensure that all parts have been supplied.
- Follow instructions closely as deviation from them may void your warranty and present a possible safety risk.
- It is recommended that assembly is done on a soft surface like carpet to avoid any damage.
- If you experience any problems with your new purchase please phone our Customer Service Hotline 1800 807 416 (Customers outside Australia should contact their closest Freedom store.)

Care Information


Take care when holding .

To prevent the support from eroding don't use acids to clean it .

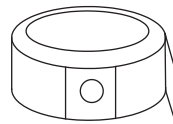
Hardware




1x Part A



1x Part B

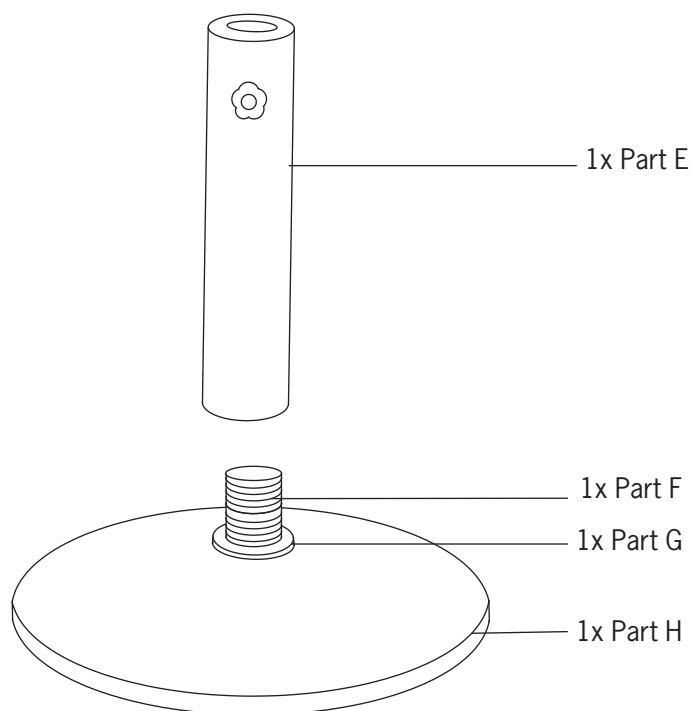


1x Part C



1x Part D

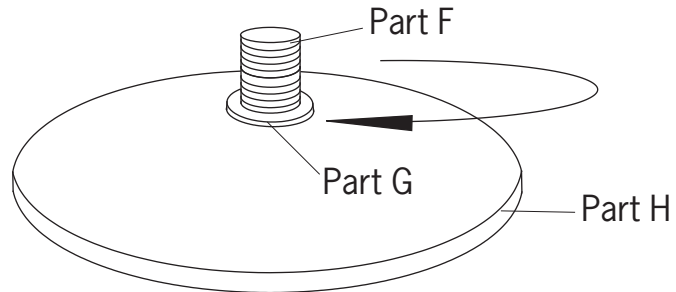
Parts



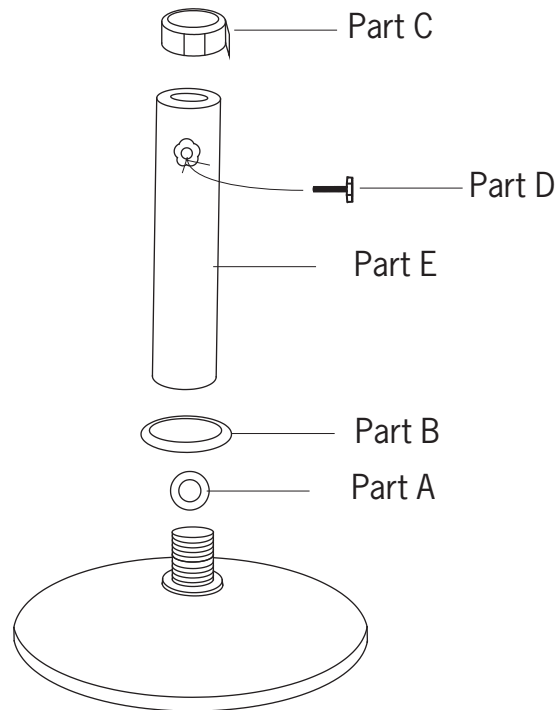
Assembly Instructions

Umbrella Stand

Step : 1



Step : 2



Step : 3

